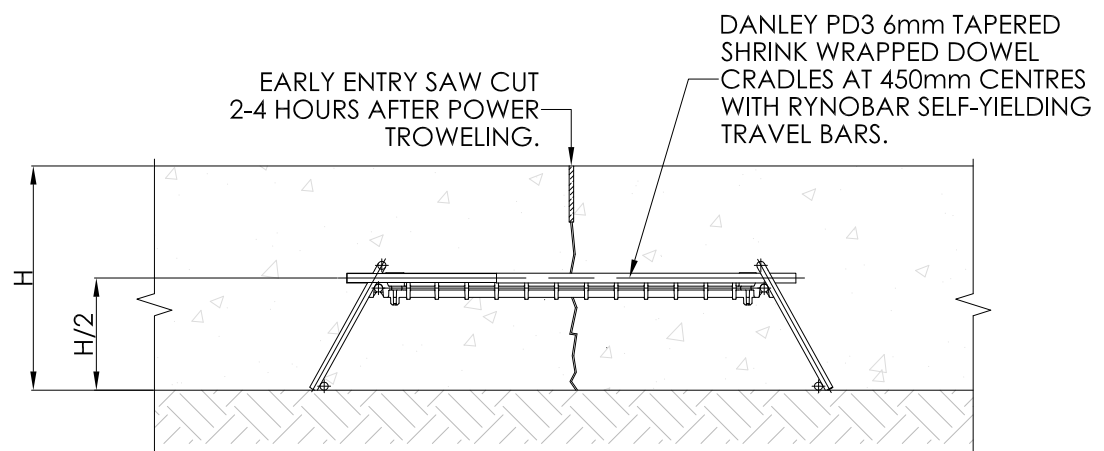
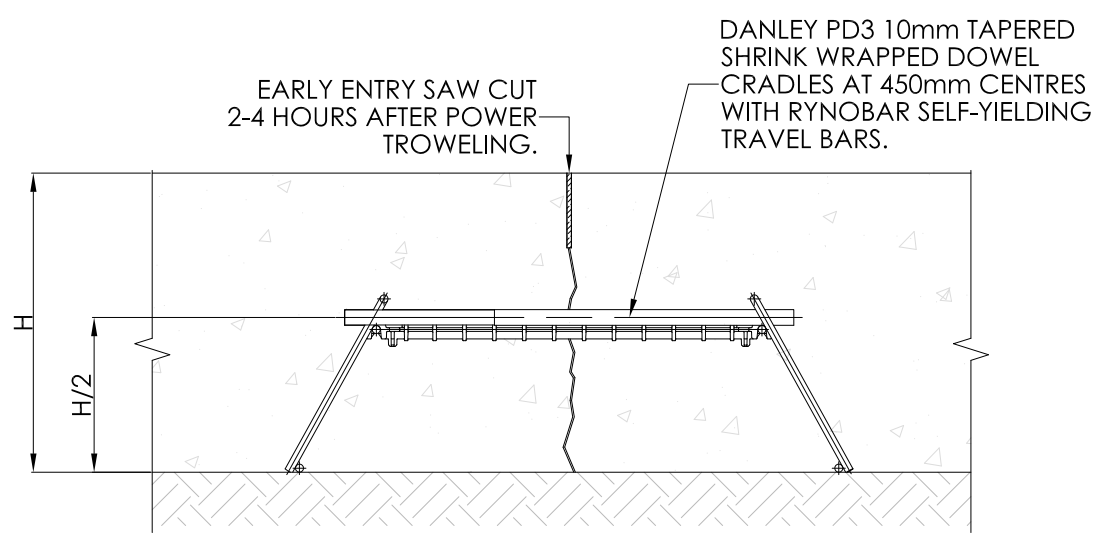


REVISIONS					
REV.	DESCRIPTION	D.C.P.	DATE	DRAWN BY	VERIFIED BY
1	FOR DISTRIBUTION	-	20/08/19	GMASON	KSTORER



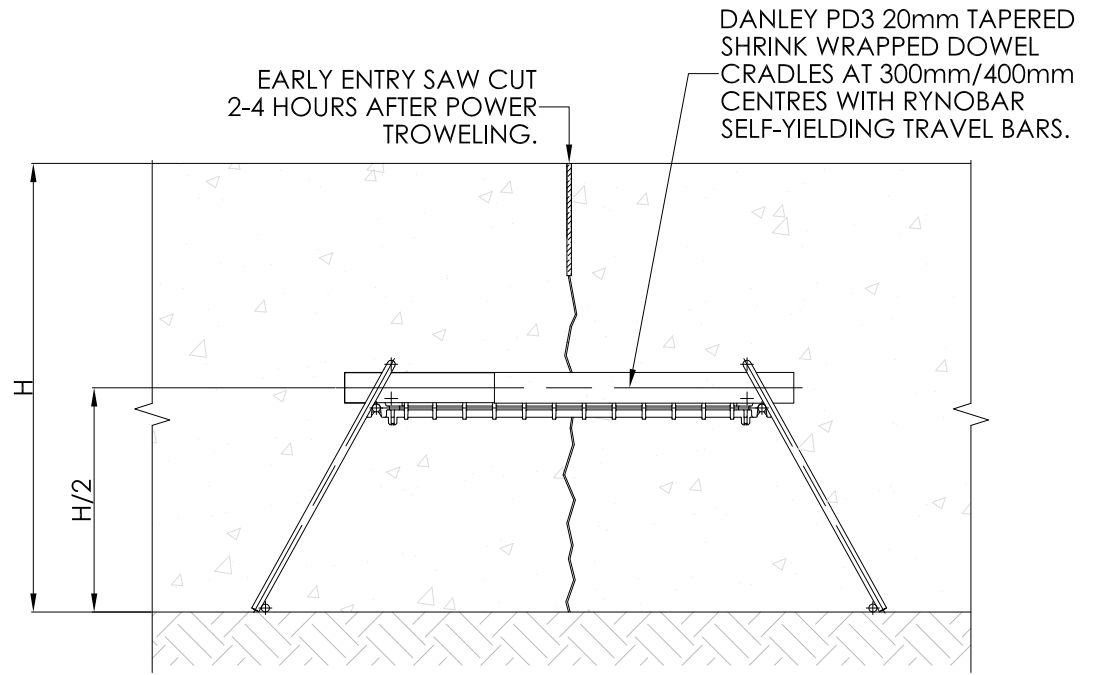
SAWN DOWEL JOINT (S.D.J.)

SCALE: 1:5



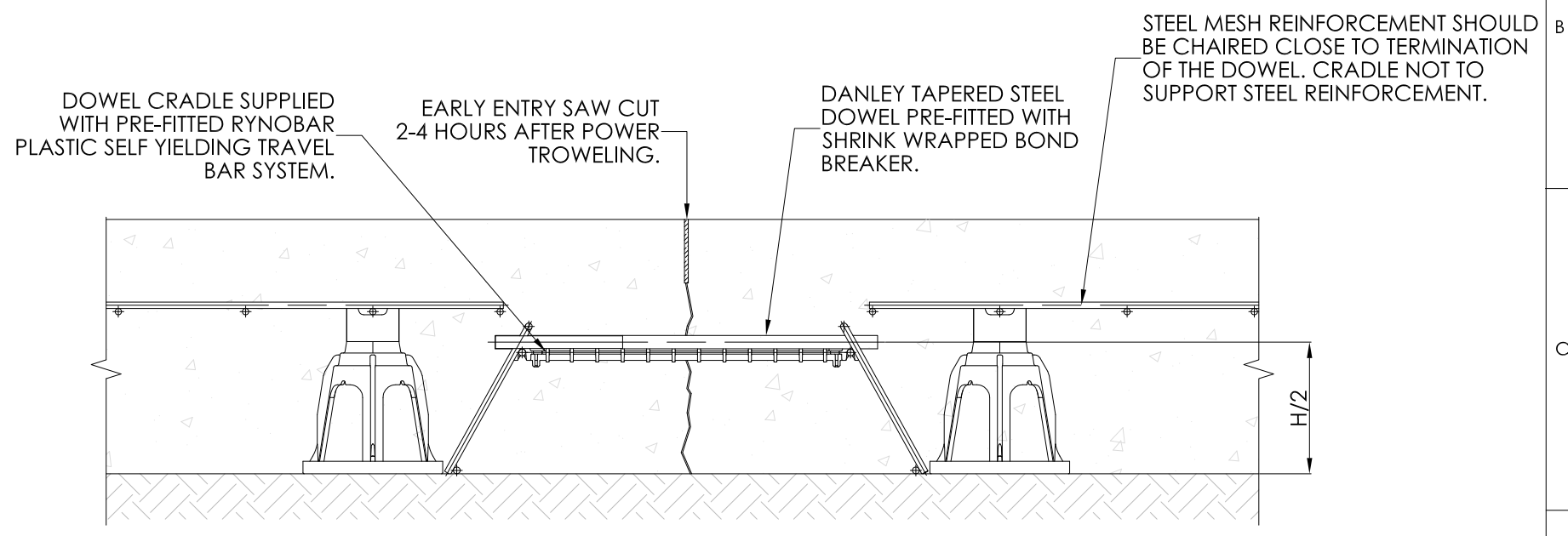
SAWN DOWEL JOINT (S.D.J.)

SCALE: 1:5



SAWN DOWEL JOINT (S.D.J.)

SCALE: 1:5



SAWN DOWEL JOINT (S.D.J.)

SCALE: 1:5

NOTE FOR SPECIFIER: NOT TO BE INCLUDED IN CONSTRUCTION DRAWINGS
 THIS IS A TYPICAL MESH REINFORCEMENT PLACEMENT. ALTERNATE DESIGN METHODS INCORPORATING DIFFERING MESH PLACEMENT CAN BE USED IN PLACE OF THIS DETAIL AT THE DISCRETION OF THE ENGINEER. FOR FURTHER INFORMATION REGARDING ALTERNATIVE ACCEPTABLE JOINT DETAILS, PLEASE CONTACT YOUR LOCAL DANLEY REPRESENTATIVE.

GENERAL NOTES:
PD3 CRADLE DANLEY™ PD3™ SLEEVELESS TAPERED PLATE DOWEL CRADLE SYSTEM FITTED WITH THE RYNOBAR™ PLASTIC SELF-YIELDING TRAVEL BARS IS FOR USE IN SAWCUT CONTRACTION JOINTS, PROVIDING BILATERAL MOVEMENT AND LIMITING DIFFERENTIAL DEFLECTION UNDER LOAD TO NO MORE THAN 0.25mm. COMPLIES WITH ACI 360R-10 AND AVAILABLE IN 6mm, 10mm AND 20mm IN BLACK OR GALVANISED.

ramsetreid
 innovative construction solutions

DANLEY™

21 STEEL PLACE, MORNINGSIDES QLD, 4170.
 A DIVISION OF ITW AUSTRALIA PTY. LTD.

TEL: 1300 DANLEY (1300 326 539) FAX: (07) 3899 1733
 EML:sales@danley.com.au
 WEB: www.danley.com.au

THE INFORMATION CONTAINED IN THIS DRAWING IS THE SOLE PROPERTY OF RAMSREID (ITW) AUSTRALIA.

DO NOT SCALE THIS DRAWING.

DESCRIPTION: PD3™ DOWEL CRADLE SECTIONAL VIEWS			
SIGNED:	DRAWN: GMASON	VERIFIED: KSTORER	APPROVED: GTAYLOR
DATE:	20/08/19	20/08/19	20/08/19
CAD FILE: DAN-DWG-004 - PD3™ Dowel Cradle Sectional Views			
DRAWING NO: DAN-DWG-004		SCALE: 1:5	REVISION: 1
SHEET: 1 OF 3		SIZE: A3	