



DANLEY™

Implement Protection Caps
for Reinforcing Bars

Podrail™

Product Guide

Refer to the back of this
product guide for contact information.

Podrail™



The Danley PodRail complies with AS/NZS 2425:2015.

Product Description

The Danley PodRail™ provides support for mesh in typical residential foam pod slabs and cannot be matched by any other type of spacer. Its unique flatness gives it the ability to resist sinking into pods and always provides the designed cover to mesh utilising just two PodRails per pod. Fast and easy to install, the PodRail saves time and reduces fatigue during set up.

Advantages

- Wide flat top for ease of installation.
- Flat face profile eliminates air voids.
- Offset wings on base for excellent stability.
- Speed of use. Faster layout.
- Less physical stress on installers.
- Strong spike for tightly held positioning.
- Smooth flat top for ease of mesh placement.
- Broad feet eliminates chair punch through.
- Higher integrity slab.

Trade Benefits

Concrete Benefits

- Easy to use. Faster installation than traditional bar chairs.
- Reduced worker fatigue.


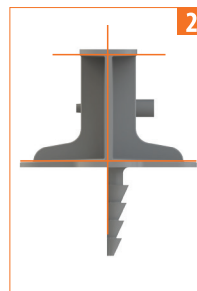
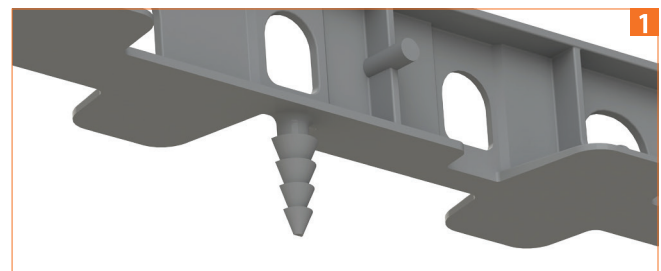
Builder Benefits

- More uniform mesh placement means higher integrity slab.
- Faster install for improved productivity on site.

Engineer/Surveyor Benefits

- AS/NZS 2425:2015 compliance.
- Ensures concrete cover in accordance with design.

Design Features



1 Anchoring Spikes

Built in anchoring spikes allow the rail to anchor into the foam pods preventing movement when placing mesh.

2 Flat Design

The 'I-Beam' profile shape of the PodRail ensures flatness along both the top and bottom of the rail and resists bowing. The PodRail sits flat and provides uniform cover.

3 Large Aperture Design

The design of the PodRail facilitates continuous, uninterrupted and consistent concrete coverage.

The large flat 22mm apertures help prevent air pockets in the concrete floor slab.

Scan the QR Code to watch our PodRail video



This product meets the building code requirements for durability B2 Durability, B2.3.1

Installation Guide

Step 1



Step 1

PodRails should be installed following the placement of the foam pods. The anchoring spikes are to be pressed into the foam pod until the base of the rail contacts the foam surface. Please allow at least two PodRails per 1100mm x 1100mm foam pod for compliance to bar chair spacing guideline.

Step 2



Step 2

Place PodRails approximately 350-400mm from the edge of the pod, at 45 degrees and in a centralised manner to provide a maximum of 700mm spread between rails. Rails can be used across pods as well if required to help maintain beam spacing.

Step 3



Step 3


Place mesh on top of the PodRail. When the spikes are anchored into the foam pod, the flat top design of the PodRail allows the mesh to be easily placed in the correct position without restriction or displacement of the PodRails.

Benefits of the Danley PodRail

- More surface area of the PodRail in contact with the pod, deflecting load and minimising depressions in the pod
- Easy to install. Simply press the PodRail in place on the pod and drop the mesh on top of the PodRail
- With a height of 40mm, the PodRail provides uniform and consistent mesh placement
- Spikes hold the PodRail firmly in place on the pod, ensuring quality set up, every time!
- Less time and effort required in set up compared to traditional bar chairs.



Advantages of using Podrail over Traditional Bar Chairs



- Pods used in residential flooring applications cannot withstand high point loads created by traditional bar chairs.
- Significantly harder to adjust and correct the position of the chairs with the operator standing on the mesh.
- More time and effort is required to set mesh at the correct height when using traditional bar chairs
- Variation in mesh and positioning will occur causing the potential for faulty Slab construction.

Product Code	Description	Pack Quantity	Pallet Quantity	AS/NZS 2425:2015 Load Rating (kgs)
BPODR40S	PodRail 40mm with Spikes	20	1600	60

This product meets the building code requirements for durability B2 Durability, B2.3.1



Customer Service

Danley™ Australia

Tel: 1300 780 250

Email: sales@itwcsanz.com

Web: www.danley.com.au

Danley™ New Zealand

Tel: 0800 88 22 12

Email: sales@ramsetreid.co.nz

Web: www.danley.co.nz

Reid™ Construction Systems (RCS)

AUS: 1 Ramset Drive, Chirnside Park, Victoria, Australia, 3116

NZ: 23-29 Poland Road, Glenfield, Auckland 0632

Information in this document is correct at the time of printing. Readers should contact RCS or consult RCS detailed technical information to ensure product is suitable for intended use prior to purchase. ITW Australia Pty Ltd ABN 63 004 235 063 trading as RCS © copyright 2023.™ Trademarks of Cetram Pty. Ltd. Used under license by RCS

Important Disclaimer: Any engineering information or advice ("Information") provided by RCS in this document is issued in accordance with a prescribed standard, published performance data or design software. It is the responsibility of the user to obtain its own independent engineering (or other) advice to assess the suitability of the Information for its own requirements. To the extent permitted by law, RCS will not be liable to the recipient or any third party for any direct or indirect loss or liability arising out of, or in connection with, the Information.

