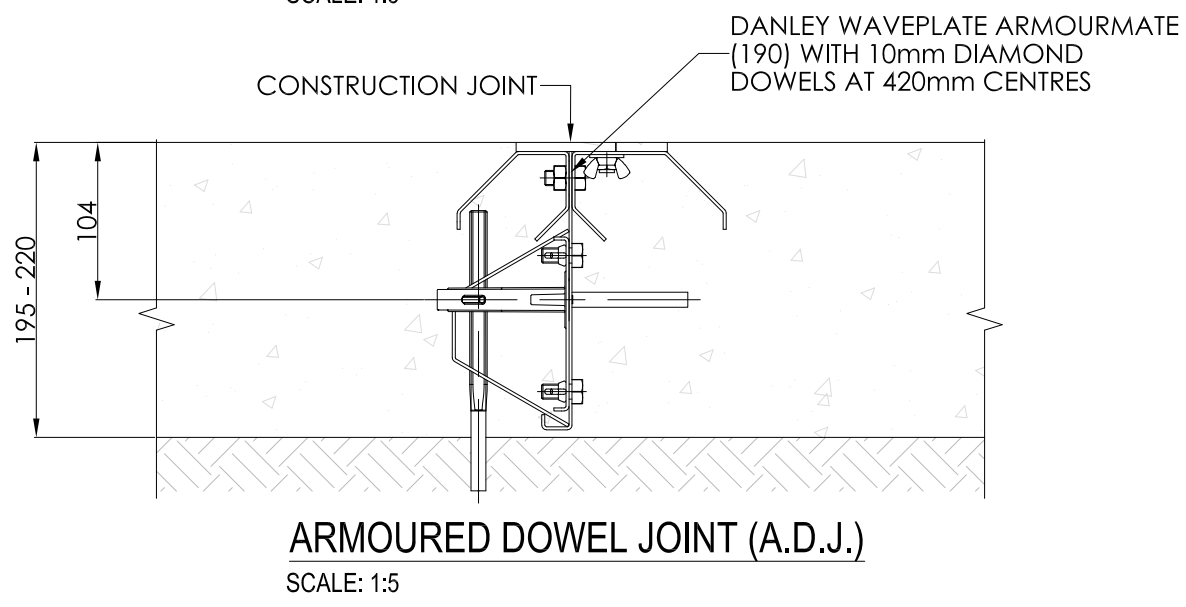
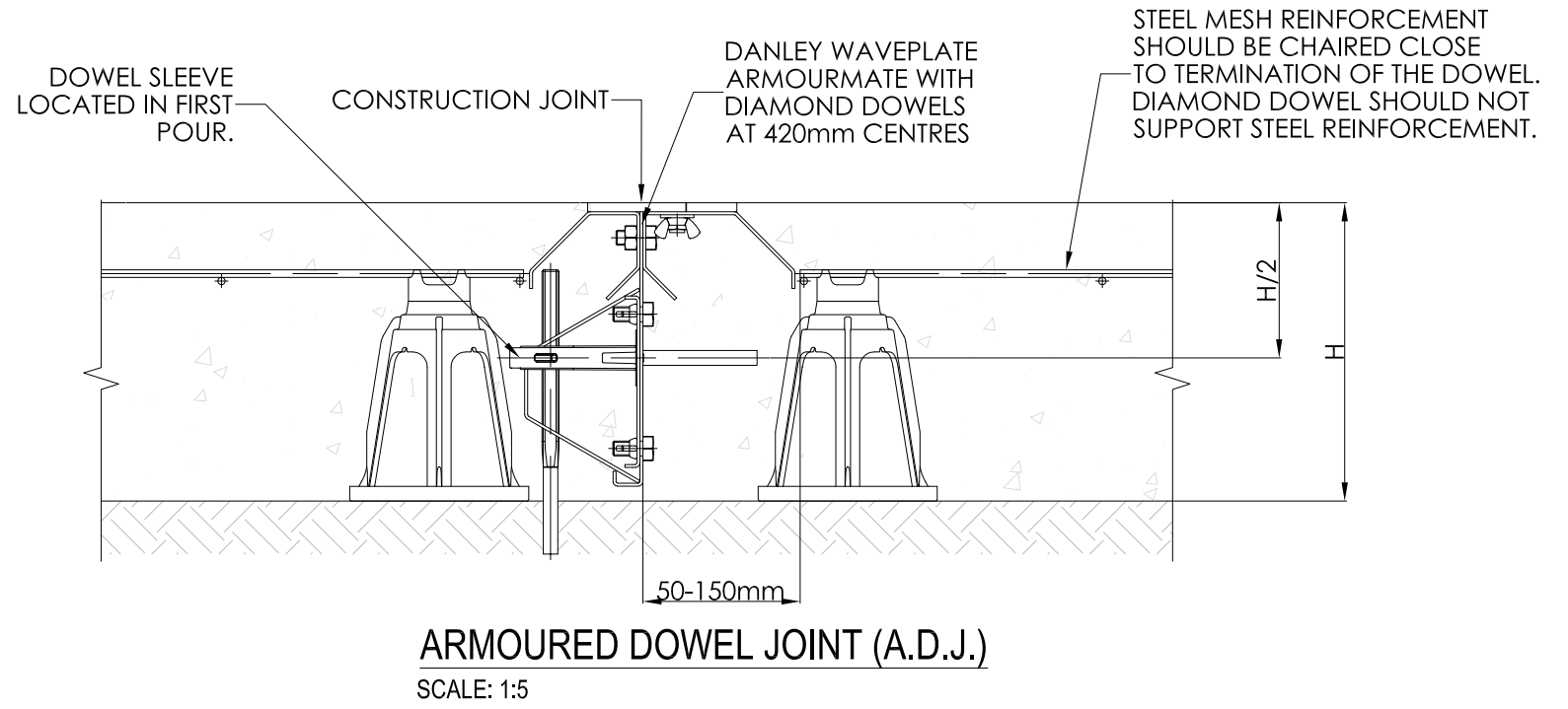
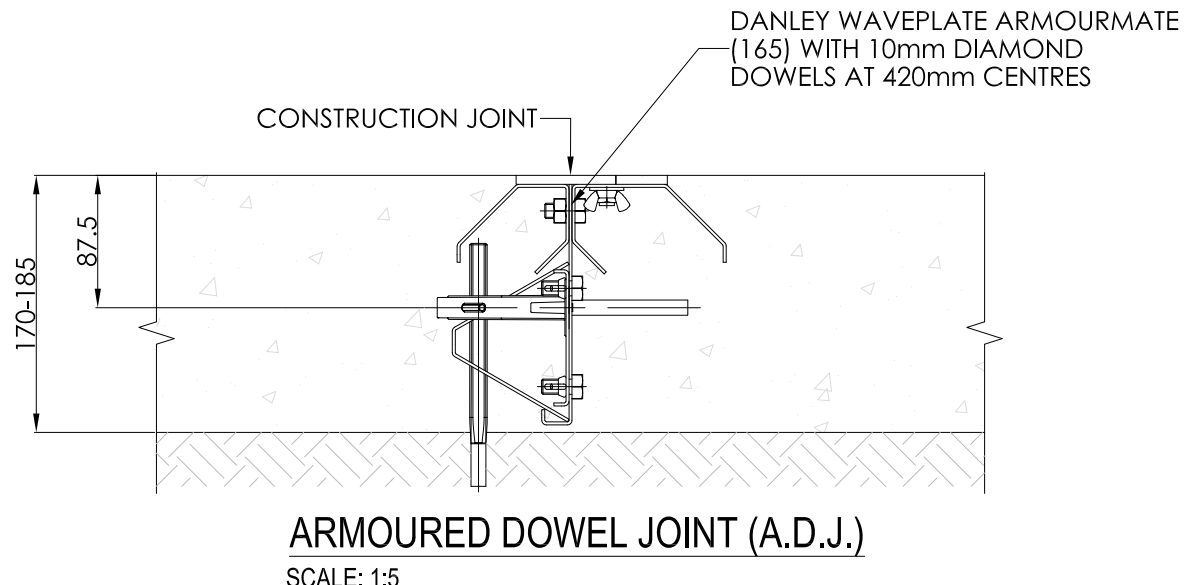
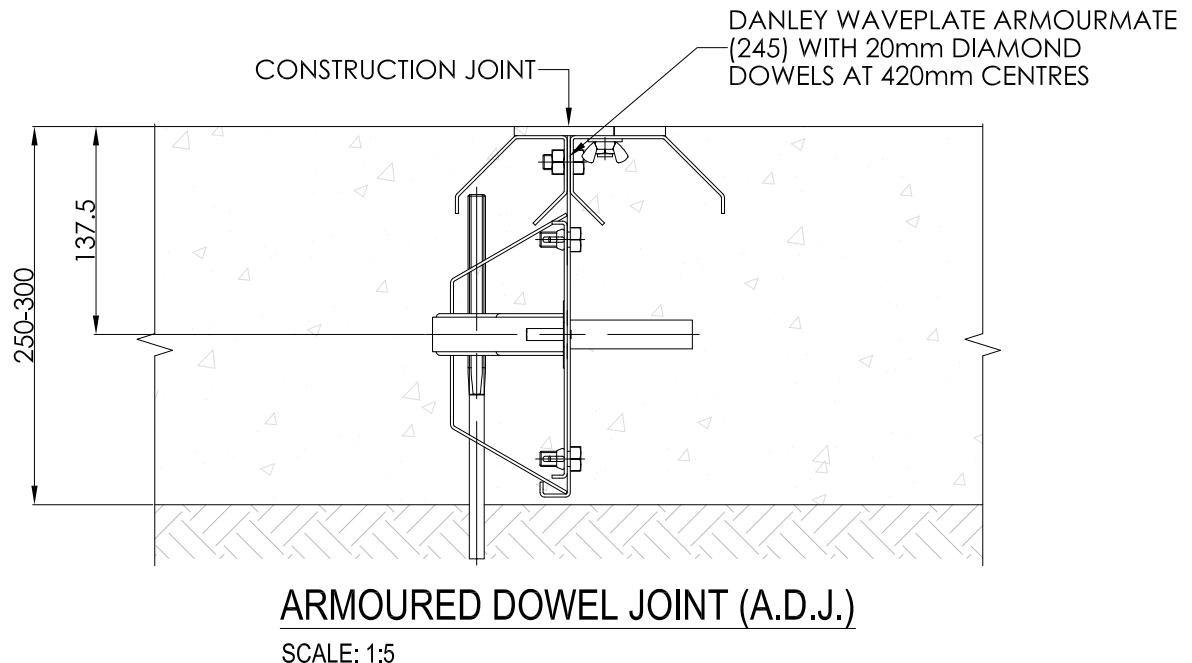
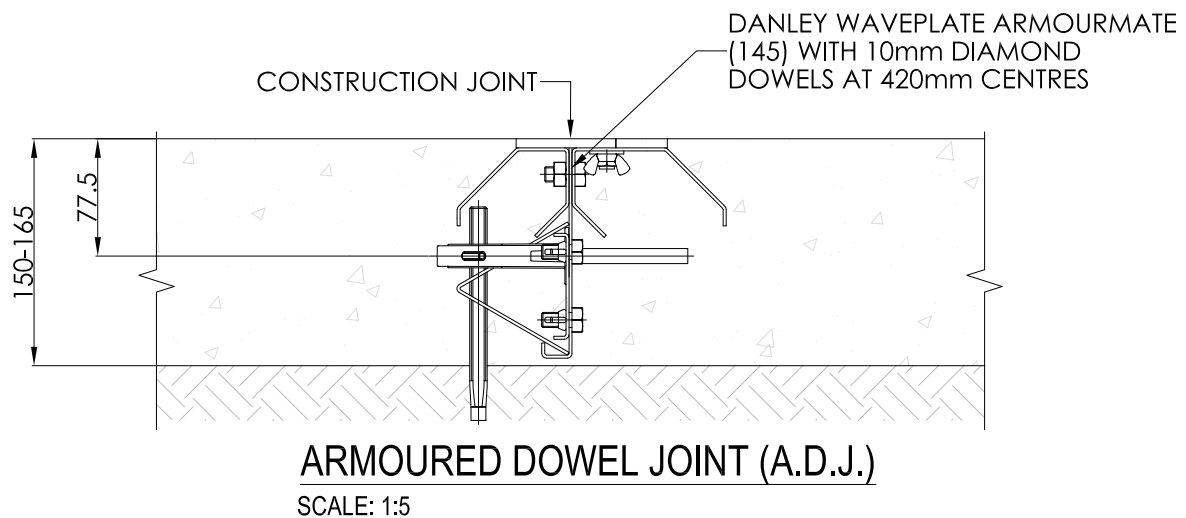


REVISIONS				
REV.	DESCRIPTION	D.C.P.	DATE	DRAWN BY
1	FOR DISTRIBUTION	MOC 60	01/06/21	GMASON



**NOTE FOR SPECIFIER ONLY:**  
RECOMMENDED MESH REINFORCEMENT PLACEMENT AS PER THE DRAWING DETAIL ABOVE. ALTERNATE DESIGN METHODS INCORPORATING DIFFERING MESH PLACEMENT CAN BE USED IN PLACE OF THIS DETAIL AT THE DISCRETION OF THE ENGINEER. FOR FURTHER INFORMATION REGARDING ALTERNATIVE ACCEPTABLE JOINT DETAILS, PLEASE CONTACT YOUR LOCAL DANLEY REPRESENTATIVE.

**GENERAL NOTES:**  
**WAVEPLATE™ ARMOURMATE™** DANLEY™ WAVEPLATE™ ARMOURMATE™ WITH DISRUPTED JOINT TECHNOLOGY CREATES A FULLY SUPPORTED, SMOOTH TRANSITION FOR MATERIAL HANDLING EQUIPMENT (MHE) ACROSS JOINT WIDTH. WAVEPLATE™ IS FITTED WITH DANLEY™ DIAMOND™ DOWELS THAT PROVIDE LOAD TRANSFER ACROSS THE JOINT. DANLEY™ DIAMOND™ DOWELS ARE AVAILABLE IN BLACK, GALVANISED OR STAINLESS STEEL.

**reid™**  
Construction Systems  
**DANLEY™**

21 STEEL PLACE, MORNINGSID, QLD, 4170.  
A DIVISION OF ITW AUSTRALIA PTY. LTD.  
TEL: 1300 DANLEY (1300 326 539) FAX: (07) 3899 1733  
EML: sales@danley.com.au  
WEB: www.danley.com.au

DESCRIPTION: WAVEPLATE™ ARMOURMATE™ SECTIONAL VIEWS - FJS			
SIGNED:	DRAWN: GMASON	VERIFIED: KRICHTER	APPROVED: DMANTLE
DATE:	01/06/21	04/06/21	08/06/21
CAD FILE: DAN-DWG-021 - WavePlate™ ArmourMate™ Sectional Views (FJS)			
DRAWING NO: <b>DAN-DWG-021</b>			SCALE: 1:5
SHEET: 1 OF 5		SIZE: A3	REVISION: 1

DO NOT SCALE THIS DRAWING.