


# Diamond™ Dowel 20



## Product Description

**Diamond™ Dowels** are a plate dowel and sleeve system designed for construction joint applications in **heavy duty** concrete slabs and pavements. Diamond™ Dowels are designed as a fast fix system that **provides load transfer** across the joint and minimises differential deflection between adjacent slab panels. Diamond™ Dowels comply with the requirements of TR34 (4th Edition).


Diamond™ Dowels provide a low in-place cost solution by eliminating the need for the drilling or processing of formwork that is required with traditional round and square dowel systems. Diamond™ Dowels attach directly to wooden formboard or metal formwork plates and come pre-packaged with all components ready for installation.



**Diamond™ Dowels allows for perpendicular and parallel differential shrinkage. Patented Diamond shape reduces the risk of restraint.**

## Features

- Standard Diamond™ Dowel plates are manufactured from steel to AS/NZS 3679.1 Grade 300.
- Maximises surface area at the joint.
- Nailing flange provides secure attachment to formboards.
- Double-headed nails help retain the sleeve in the concrete when stripping the formboards.
- Sleeve system ensures the dowel is perpendicular to the formboard and is stable.
- Sleeves moulded from durable, non-compressible plastic.
- Hot-dip galvanised steel to AS/NZS 4680.




Danley™ Diamond™ Dowel 20	
Item Code:	DDSLPL20G
Trade Pack Qty:	7 pcs
Pack Weight:	16 kgs
Pallet Qty:	630 pcs

## Applications:

- Industrial, Commercial and Civil flooring applications. Heavy duty concrete slab-on-ground roadways & pavements.

## Product Performance Data Diamond™ Dowel 20



Slab Thickness (mm)	Single Dowel Design Capacity (kN)	Single Wheel Design Load (kN) (mid panel joint)	Single Wheel Design Load (kN) (edge loading)
200	25.2	162	89
250	38.4	281	154
300	54.4	431	237
350	73.1	635	349
400	94.5	889	489
450	118.7	1184	651

**Diamond™ Dowels comply with the requirements of TR34 (4th Edition), providing load capacity at joint width gaps up to 20mm.**

### Concrete Compressive Strength Effect:

Strength MPa	30	32	35	40	45
Factor	1	1.03	1.08	1.15	1.22

**Notes:** Dowel spacing: 450mm. Concrete strength: 30MPa. Joint opening: 10mm. Design capacities should be compared with factored loads

Reid™ Construction Systems (RCS) AUS: 1 Ramset Drive, Chirnside Park, Victoria, Australia, 3116, NZ: 23-29 Poland Road, Glenfield, Auckland 0632

**Important Disclaimer:** Information in this document is correct at the time of printing. Readers should contact RCS or consult RCS detailed technical information to ensure product is suitable for intended use prior to purchase. ITW Australia Pty Ltd ABN 63 004 235 063 trading as RCS © copyright 2023. ™ Trademarks of Cetram Pty. Ltd. Used under license by RCS. Any engineering information or advice ("Information") provided by RCS in this document is issued in accordance with a prescribed standard, published performance data or design software. It is the responsibility of the user to obtain its own independent engineering (or other) advice to assess the suitability of the Information for its own requirements. To the extent permitted by law, RCS will not be liable to the recipient or any third party for any direct or indirect loss or liability arising out of, or in connection with, the Information. None of the products listed in this document are subject to a warning or ban under the Building Act 2004.